

H

News
Entry List
Official Notice Board
Leaderboard
Race Results

Live Races

RS:X TV Channel

Full Screen Tracking

Featured Media

Flickr
Youtube
Twitter
Facebook

Media Information

Newsletter

RSS Feed

2010 RS:X World Championships & 2010 Sail Event Kerteminde RS:X Under 21 Class Championships

Sail Event Kerteminde

Results after race 7 - Women

Gold Flight

Sailed: 7, Discards: 1, To count: 6, Entries: 33, Scoring system: Appendix A

Rank	Nation	Sail Number	Name	Flight	Age	Grp	Q1	Q2	Q3	Q4	Q5	F1	F2	Nett
1st		ITA 25	Alessandra Sensini	Gold	1970		9.0	2.0	1.0	7.0	(11.0)	3.0	1.0	23.0
2nd		ISR 1111	Lee-el Korzits	Gold	1984		3.0	5.0	3.0	(16.0)	10.0	4.0	2.0	27.0
3rd		ESP 1	Blanca Manchon	Gold	1987		(12.0)	9.0	5.0	5.0	4.0	2.0	6.0	31.0
4th		POL 7	Maja Dziarnowska	Gold	1990		1.0	12.0	2.0	2.0	10.0	5.0	(23.0)	32.0
5th		FRA 4	Picon Charline	Gold	1984		7.0	4.0	10.0	4.0	1.0	12.0	(18.0)	38.0
6th		CHN 1	Chen Qiubin	Gold	1985		4.0	6.0	3.0	(23.0)	13.0	1.0	14.0	41.0
7th		CHN 8	Sun Sasa	Gold	1985		2.0	1.0	4.0	20.0	11.0	(28.0)	3.0	41.0
8th		GBR 94	Bryony Shaw	Gold	1983		4.0	10.0	(12.0)	8.0	1.0	10.0	9.0	42.0
9th		POL 8	Zofia Klepacka	Gold	1986		8.0	(34.0 OCS)	1.0	4.0	6.0	13.0	10.0	42.0
10th		GER 369	Moana Delle	Gold	1989		9.0	2.0	7.0	6.0	(21.0)	21.0	4.0	49.0
11th		ITA 11	Laura Linares	Gold	1990		13.0	7.0	11.0	(20.0)	2.0	6.0	11.0	50.0
12th		ESP 5	Marina Alabau	Gold	1985		3.0	11.0	12.0	12.0	4.0	8.0	(34.0 OCS)	50.0
13th		POL 20	Agata Brygola	Gold	1982		5.0	(34.0 OCS)	13.0	9.0	2.0	18.0	5.0	52.0
14th		CHN 7	Li Ling	Gold	1986		1.0	3.0	2.0	22.0	12.0	(27.0)	13.0	53.0
15th		AUS 1	Jessica Crisp	Gold	1969		(34.0 DSQ)	6.0	8.0	2.0	3.0	9.0	25.0	53.0
16th		FRA 53	Perrin Pauline	Gold	1980		8.0	(17.0)	4.0	3.0	13.0	17.0	12.0	57.0
17th		UKR 9	Olga Maslivets	Gold	1978		2.0	1.0	10.0	10.0	21.0	(32.0)	15.0	59.0
18th		CHN 47	Huang Yue	Gold	1988		5.0	12.0	15.0	5.0	7.0	19.0	(27.0)	63.0
19th		FRA 22	Ricard Eugenie	Gold	1986		11.0	7.0	15.0	13.0	3.0	15.0	(26.0)	64.0
20th		FRA 50	Marine Rambaud	Gold	1987		15.0	13.0	9.0	8.0	17.0	(22.0)	7.0	69.0
21st		ITA 46	Flavia Tartaglini	Gold	1985		6.0	5.0	6.0	15.0	20.0	(29.0)	17.0	69.0
22nd		CAN 17	Nikola Girke	Gold	1977		12.0	3.0	5.0	(29.0)	17.0	25.0	8.0	70.0
23rd		POL 21	Malgorzata Bialecka	Gold	1988		15.0	(23.0)	18.0	1.0	14.0	7.0	22.0	77.0
24th		ISR 10	Maayan	Gold	1988		10.0	14.3	14.0	11.0	(22.0)	11.0	19.0	79.3

			Davidovich				RDG						
25th		CHN 3	Zhu Huangli	Gold	1989	10.0	17.0	19.0	9.0	5.0	(24.0)	20.0	80.0
26th		NOR 3	Jannicke Stalstrom	Gold	1969	6.0	11.0	13.0	7.0	19.0	(31.0)	24.0	80.0
27th		CHN 6	Wang Ning	Gold	1987	16.0	8.0	16.0	13.0	8.0	20.0	(21.0)	81.0
28th		GRE 3	Angeliki Skarlatou	Gold	1976	16.0	8.0	6.0	10.0	18.0	26.0	(29.0)	84.0
29th		HKG 8	Chan Wai Kei	Gold	1981	13.0	19.0	11.0	17.0	9.0	(23.0)	16.0	85.0
30th		CHN 0	Chen Peina	Gold	1989	21.0	14.0	19.0	1.0	16.0	16.0	(30.0)	87.0
31st		JPN 9	Yasuko Kosuge	Gold	1974	23.0	21.0	21.0	6.0	7.0	14.0	(28.0)	92.0
32nd		GBR 30	Izzy Hamilton	Gold	1992	19.0	9.0	17.0	14.0	5.0	30.0	(32.0)	94.0
33rd		JPN 470	Yuki Sunaga	Gold	1980	7.0	10.0	8.0	24.0	28.0	(33.0)	31.0	108.0

2010 RS:X World Championships & 2010 Sail Event Kerteminde RS:X Under 21 Class Championships















Sail Event Kerteminde

Results after race 7 - Women

Silver Fleet

Sailed: 7, Discards: 1, To count: 6, Entries: 33, Scoring system: Appendix A

Rank	Nation	Sail Number	Name	Flight	Age	Group	Q1	Q2	Q3	Q4	Q5	F1	F2	Nett
1st		NZL 48	Kate Ellingham	Silver	1988		11.0	14.0	16.0	18.0	(20.0)	1.0	3.0	63.0
2nd		FIN 109	Tuuli Petaja	Silver	1983		14.5 RDG	15.0	(17.0)	12.0	14.0	3.0	5.0	63.5
3rd		NZL 3	Steffan Williams	Silver	1987		14.0	13.0	14.0	(29.0)	18.0	11.0	1.0	71.0
4th		FRA 57	Noesme Helene	Silver	1992		18.0	4.0	7.0	(30.0)	27.0	6.0	10.0	72.0
5th		DEN 379	Bettina Honoré	Silver	1971		17.0	16.0	9.0	21.0	(27.0)	8.0	4.0	75.0
6th		CHN 18	Wang Shujia	Silver	1985		22.0	22.0	(27.0)	16.0	8.0	9.0	2.0	79.0
7th		FRA 11	Sybille Bosch	Silver	1991		14.0	16.0	20.0	11.0	(24.0)	13.0	7.0	81.0
8th		NZL 5	Natalia Kosinska	Silver	1981		(27.0)	22.0	27.0	15.0	9.0	4.0	11.0	88.0
9th		CAN 5	Dominique Vallée	Silver	1974		21.0	(28.0)	21.0	14.0	22.0	7.0	9.0	94.0
10th		FRA 10	Léonore Bosch	Silver	1991		20.0	18.0	(23.0)	17.0	15.0	10.0	15.0	95.0
11th		POL 69	Agnieszka Biliska	Silver	1993		17.0	18.0	22.0	26.0	(34.0 DNC)	2.0	12.0	97.0
12th		BUL 14	Irina Bontemos	Silver	1976		19.0	(29.0)	28.0	19.0	26.0	5.0	6.0	103.0
13th		GBR 279	Claudia Carney	Silver	1991		(24.0)	20.0	24.0	21.0	15.0	16.0	14.0	110.0
14th		MEX 5	Demita Vega De Lille	Silver	1983		26.0	27.0	(31.0)	25.0	6.0	15.0	13.0	112.0
15th		GBR 95	Sophie Bailey	Silver	1992		27.0	25.0	26.0	3.0	12.0	24.0	(30.0)	117.0
16th		NZL 36	Alice Monk	Silver	1990		18.0	20.0	22.0	(26.0)	25.0	21.0	16.0	122.0
17th		HUN 7	Diana Detre	Silver	1983		20.0	23.0	18.0	(34.0 DNC)	24.0	18.0	19.0	122.0
18th		EST 215	Ingrid Puusta	Silver	1990		25.0	(30.0)	20.0	28.0	19.0	14.0	18.0	124.0
19th		POL 12	Natalia Wojcik	Silver	1992		22.0	19.0	24.0	27.0	(29.0)	12.0	22.0	126.0

20th		GBR 518	Beth Williamson	Silver	1988	26.0	24.0	23.0	18.0	(30.0)	17.0	20.0	128.0
21st		DEN 258	Katrine Jensen	Silver	1983	24.0	21.0	25.0	(32.0)	30.0	23.0	8.0	131.0
22nd		BUL 121	Pepa Mavrodieva	Silver	1985	28.0	28.0	(29.0)	23.0	16.0	28.0	23.0	146.0
23rd		NOR 23	Maria Aadland Mollestad	Silver	1992	29.0	24.0	29.0	30.0	(31.0)	20.0	17.0	149.0
24th		NED 11	Marcelle de Koning	Silver	1978	(29.0)	27.0	28.0	22.0	25.0	25.0	24.0	151.0
25th		AUS 254	Joanna Sterling	Silver	1992	25.0	26.0	25.0	(31.0)	31.0	26.0	25.0	158.0
26th		USA 3	Farah Hall	Silver	1981	28.0	26.0	26.0	25.0	(32.0)	27.0	26.0	158.0
27th		CYP 5	Irene Nicola Makedona	Silver	1992	30.0	31.0	30.0	(32.0)	32.0	19.0	21.0	163.0
28th		NED 172	Esther de Geus	Silver	1992	(32.0)	29.0	31.0	19.0	23.0	31.0	32.0	165.0
29th		DEN 321	Laerke Buhl-Hansen	Silver	1992	(34.0 DNF)	31.0	34.0 DNF	24.0	28.0	22.0	28.0	167.0
30th		NED 171	Lilian de Geus	Silver	1992	30.0	25.0	30.0	33.0	23.0	(34.0 OCS)	27.0	168.0
31st		ISR 14	Nitsan Maayan	Silver	1989	31.0	32.0	(34.0 DNF)	27.0	26.0	30.0	29.0	175.0
32nd		THA 58	Sarocha Prumprai	Silver	1994	(34.0 DNF)	30.0	34.0 DNF	28.0	29.0	29.0	31.0	181.0
33rd		ESP 11	Maria Antonia Dominguez	Silver	1958	31.0	(34.0 DNF)	34.0 DNC	31.0	34.0 DNF	32.0	34.0 DNF	196.0













2010 RS:X World Championships & 2010 Sail Event Kerteminde RS:X Under 21 Class Championships

Sail Event Kerteminde









Results after race 8 - GOLD - MEN

Gold Fleet

Sailed: 8, Discards: 1, To count: 7, Entries: 57, Scoring system: Appendix A

Rank	Nation	Sail Number	Name	Age Group	Q1	Q2	Q3	Q4	Q5	Q6	F1	F2	Nett
1st		NED 8	Dorian van Rijsselberge	1988	(57.0 BFD)	2.0	1.0	1.0	1.0	5.0	12.0	1.0	23.0
2nd		POL 82	Piotr Myszka	1981	2.0	1.0	7.0	7.0	1.0	4.0	3.0	(10.0)	25.0
3rd		ISR 21	Nimrod Mashiah	1988	7.0	(12.0)	2.0	1.0	6.0	3.0	5.0	3.0	27.0
4th		POL 126	Przemyslaw Miarczyński	1979	6.0	3.0	2.0	3.0	(11.0)	8.0	4.0	7.0	33.0
5th		NZL 151	Jon-paul Tobin	1977	6.0	6.0	1.0	2.0	2.0	17.0	(20.0)	2.0	36.0
6th		NZL 181	Tom Ashley	1984	1.0	5.0	3.0	4.0	18.0	2.0	(27.0)	4.0	37.0
7th		FRA 6	Julien Bontemps	1979	8.0	(13.0)	5.0	7.0	7.0	6.0	1.0	5.0	39.0
8th		FRA 7	Alexandre Guyader	1981	12.0	(25.0)	4.0	2.0	3.0	6.0	6.0	14.0	47.0
9th		GER 319	Toni Wilhelm	1983	7.0	1.0	9.0	11.0	(12.0)	5.0	8.0	11.0	52.0
10th		GRE 8	Byron Kokalans	1985	1.0	7.0	4.0	3.0	(22.0)	3.0	21.0	16.0	55.0
11th		GBR 1	Nick Dempsey	1980	16.0	(18.0)	3.0	5.0	7.0	1.0	18.0	6.0	56.0
12th		POR 75	João	1971	8.0	(19.0)	8.0	4.0	4.0	10.0	16.0	8.0	58.0

			Filipe Gaspar Rodrigues										
13th		POL 101	Michal Majewski	1986	22.0	6.0	7.0	6.0	2.0	(27.0)	2.0	13.0	58.0
14th		UKR 19	Maksim Oberemko	1978	4.0	8.0	15.0	(20.0)	8.0	2.0	7.0	17.0	61.0
15th		ESP 7	Ivan Pastor	1980	(57.0 BFD)	12.0	18.0	10.0	4.0	1.0	9.0	9.0	63.0
16th		ISR 11	Shahar Zubari	1986	2.0	4.0	6.3 RDG	13.0	9.0	14.0	(48.0)	15.0	63.3
17th		ITA 110	Fabian Heidegger	1988	10.0	8.0	6.0	8.0	5.0	22.0	10.0	(27.0)	69.0
18th		ARG 8	Reuteman Mariano	1977	10.0	(27.0)	9.0	16.0	3.0	10.0	13.0	18.0	79.0
19th		BRA 1	Ricardo Santos	1980	19.0	10.0	11.0	6.0	15.0	9.0	(22.0)	19.0	89.0
20th		POL 7	Maksymilian Wojcik	1984	4.0	7.0	21.0	21.0	14.0	12.0	(23.0)	21.0	100.0
21st		SUI 31	Richard Stauffacher	1982	9.0	11.0	10.0	12.0	13.0	(31.0)	26.0	22.0	103.0
22nd		FRA 8	Huguet Nicolas	1976	20.0	11.0	13.0	14.0	19.0	12.0	17.0	(36.0)	106.0
23rd		CYP 1	Andreas Cariolou	1982	3.0	16.0	5.0	9.0	9.0	(57.0 DSO)	38.0	29.0	109.0
24th		JPN 11	Tomizawa Makoto	1984	12.0	13.0	12.0	20.0	6.0	17.0	(42.0)	31.0	111.0
25th		FRA 17	Henry Quentin	1983	15.0	14.0	14.0	11.0	14.0	8.0	36.0	(45.0)	112.0
26th		ITA 111	Riccardo Belli dell'Isca	1987	24.0	(42.0)	8.0	13.0	8.0	20.0	15.0	25.0	113.0
27th		ESP 8	Juan Manuel Moreno	1987	13.0	(32.0)	14.0	18.0	11.0	7.0	28.0	23.0	114.0
28th		CHN 2	Wang Aichen	1985	11.0	9.0	23.0	18.0	(27.0)	7.0	25.0	24.0	117.0
29th		GBR 75	Richard Hamilton	1990	22.0	34.0	16.0	15.0	10.0	(35.0)	14.0	12.0	123.0
30th		GRE 4	Fragos George	1982	3.0	15.0	23.0	16.0	16.0	4.0	47.0	(51.0)	124.0
31st		FRA 19	Hug Louis-Benoit	1987	14.0	28.0	15.0	17.0	5.0	13.0	(34.0)	33.0	125.0
32nd		CHN 5	Wu Liwei	1989	15.0	5.0	27.0	28.0	20.0	18.0	30.0	(39.0)	143.0
33rd		CAN 33	Zachary Plavsic	1983	28.0	26.0	6.0	8.0	25.0	(35.0)	31.0	20.0	144.0
34th		FRA 112	Samuel Launay	1981	11.0	3.0	18.0	31.0	29.0	18.0	35.0	(42.0)	145.0
35th		CAN 11	David Hayes	1989	(39.0)	35.0	13.0	19.0	10.0	24.0	11.0	34.0	146.0
36th		POL 738	Lukasz Grodzicki	1988	5.0	4.0	33.0	22.0	(57.0 DNC)	9.0	29.0	44.0	146.0
37th		FRA 39	Tillier Benjamin	1985	25.0	23.0	12.0	21.0	15.0	25.0	(39.0)	26.0	147.0
38th		FRA 115	Le Gal Nicolas	1982	18.0	15.0	19.0	14.0	30.0	33.0	19.0	(41.0)	148.0
39th		POL 29	Michal Przybytek	1988	21.0	26.0	21.0	17.0	17.0	21.0	(43.0)	30.0	153.0
40th		KOR 71	Taehoo Lee	1986	17.0	24.0	11.0	10.0	37.0	19.0	37.0	(53.0)	155.0
41st		HKG 2	Leung Ho Tsun Andy	1990	21.0	20.0	24.0	22.0	12.0	16.0	41.0	(50.0)	156.0
42nd		FRA 377	Le Coq Pierre	1989	20.0	20.0	25.0	26.0	18.0	20.0	(33.0)	28.0	157.0
43rd		FRA 5	Martin Gaveriaux	1984	5.0	16.0	29.0	23.0	22.0	30.0	(51.0)	37.0	162.0
44th		ISR 26	Shlomi Ayoubi	1989	23.0	19.0	17.0	12.0	39.0	22.0	(53.0)	40.0	172.0
45th		GBR 7	Elliot Carney	1989	27.0	27.0	22.0	25.0	33.0	16.0	24.0	(35.0)	174.0
46th		ITA 9	Federico Esposito	1986	38.0	17.0	19.0	34.0	19.0	11.0	(57.0)	38.0	176.0
47th		HKG 18	Cheng Kwok Fai	1983	17.0	28.0	31.0	28.0	17.0	11.0	46.0	(48.0)	178.0
48th		RUS 4	Dmitry Polishchuk	1987	29.0	39.0	20.0	9.0	16.0	30.0	40.0	(43.0)	183.0
49th		CHN 7	Shi Chuankun	1984	9.0	10.0	39.0	35.0	31.0	15.0	44.0	(49.0)	183.0

50th		CHN 008	Fang Zhennan	1989	14.0	2.0	43.0	44.0	26.0	13.0	45.0	(54.0)	187.0
51st		CAN 7	Kevin Stittle	1979	35.0	22.0	32.0	24.0	13.0	31.0	32.0	(47.0)	189.0
52nd		LTU 14	Juozas Bernotas	1989	24.0	21.0	29.0	19.0	27.0	(57.0 DNF)	50.0	32.0	202.0
53rd		FRA 9	Joseph Gueguen	1991	33.0	41.0	10.0	5.0	33.0	36.0	(49.0)	46.0	204.0
54th		GER 510	Freimue Florian	1988	27.0	33.0	38.0	29.0	20.0	19.0	(55.0)	52.0	218.0
55th		GBR 41	Alistair Masters	1991	13.0	25.0	48.0	43.0	31.0	14.0	54.0	(55.0)	228.0
56th		FRA 25	Maxime Lhuillier	1989	41.0	34.0	20.0	30.0	24.0	23.0	56.0	(57.0 DNC)	228.0
57th		ISR 111	Liran Machlev	1990	16.0	9.0	47.0	46.0	45.0	15.0	52.0	(56.0)	230.0

2010 RS:X World Championships & 2010 Sail Event Kerteminde RS:X Under 21 Class Championships





































Sail Event Kerteminde

Results after race 8 - SILVER - MEN

Silver Fleet

Sailed: 8, Discards: 1, To count: 7, Entries: 55, Scoring system: Appendix A

Rank	Nation	Sail Number	Name	Age Group	Q1	Q2	Q3	Q4	Q5	Q6	F1	F2	Nett
1st		BRA 73	Albert Lopes de Carvalho	1989	31.0	29.0	35.0	(36.0)	25.0	24.0	2.0	3.0	149.0
2nd		KOR 141	Wonwo Cho	1994	19.0	30.0	30.0	24.0	(40.0)	32.0	15.0	13.0	163.0
3rd		CHN 15	Huang Yikai	1989	29.0	32.0	(42.0)	40.0	28.0	26.0	6.0	4.0	165.0
4th		THA 8	Ek Boonsawad	1988	37.0	(38.0)	31.0	30.0	23.0	29.0	1.0	16.0	167.0
5th		USA 1	Ben Barger	1980	(43.0)	22.0	37.0	26.0	32.0	42.0	8.0	1.0	168.0
6th		NOR 7	Sebastian Wang- Hansen	1988	36.0	40.0	26.0	27.0	24.0	(48.0)	7.0	8.0	168.0
7th		ITA 1111	Andrea Ferin	1986	30.0	29.0	25.0	33.0	32.0	(57.0 DNF)	17.0	9.0	175.0
8th		BUL 51	Yoan Kolev	1991	38.0	17.0	36.0	31.0	26.0	(57.0 DNF)	19.0	12.0	179.0
9th		CRO 751	Luka Mratovic	1987	28.0	24.0	37.0	38.0	37.0	(44.0)	16.0	2.0	182.0
10th		KOR 15	Junho Cho	1972	18.0	23.0	40.0	38.0	(44.0)	23.0	27.0	20.0	189.0
11th		EST 99	Johannes Ahun	1987	(42.0)	42.0	28.0	25.0	36.0	36.0	18.0	7.0	192.0
12th		GER 368	Leon Delle	1991	25.0	(48.0)	35.0	37.0	38.0	25.0	21.0	11.0	192.0
13th		SVK 1	Patrik Pollak	1972	23.0	18.0	38.0	(41.0)	39.0	39.0	23.0	24.0	204.0
14th		POL 749	Jan Sulinski	1989	46.0	48.0	33.0	35.0	21.0	(57.0 DNF)	5.0	19.0	207.0
15th		CYP 9	Michalis Malekides	1992	(44.0)	37.0	26.0	33.0	43.0	43.0	12.0	14.0	208.0
16th		KOR 37	Hyungk Kim	1981	26.0	14.0	28.0	34.0	35.0	(57.0 DNC)	56.0 OCS	15.0	208.0
17th		ISR 16	Ron Asulin	1991	32.0	33.0	30.0	29.0	42.0	(57.0 DNF)	14.0	28.0	208.0
18th		POL 18	Pawel Jankowski	1989	34.0	45.0	39.0	32.0	28.0	(57.0 DNF)	13.0	18.0	209.0
19th		CZE 130	Karel Lavicky	1985	(48.0)	43.0	34.0	57.0 DNE	34.0	27.0	9.0	6.0	210.0

20th		AUS 31	Tim Gourlay	1973	39.0	36.0	43.0	39.0	23.0	33.0	3.0	(56.0 OCS)	216.0
21st		GBR 1641	Jamie Ingram	1991	(46.0)	43.0	41.0	36.0	30.0	38.0	10.0	22.0	220.0
22nd		USA 7	Robert Willis	1987	26.0	38.0	32.0	37.0	36.0	47.0	(56.0 OCS)	5.0	221.0
23rd		GER 686	Moritz Schoenlaga	1991	31.0	21.0	(48.0)	45.0	40.0	28.0	33.0	37.0	235.0
24th		COL 1	Nicolas Lozano	1987	49.0	54.0	36.0	43.0	41.0	(57.0 DNC)	4.0	10.0	237.0
25th		NZL 1	Antonio Cozzolino	1987	41.0	39.0	22.0	23.0	41.0	(57.0 DNF)	56.0 OCS	17.0	239.0
26th		KOR 94	Kyoungwan Lee	1991	45.0	44.0	27.0	27.0	46.0	(57.0 DNF)	20.0	31.0	240.0
27th		LTU 1	Martynas Juodeska	1992	(48.0)	46.0	44.0	42.0	35.0	28.0	22.0	25.0	242.0
28th		JPN 101	Ryosuke Takahashi	1988	37.0	41.0	44.0	40.0	(50.0)	26.0	34.0	21.0	243.0
29th		GER 1001	Schliemann Oliver-Tom	1991	44.0	46.0	17.0	15.0	21.0	45.0	(56.0 DNC)	56.0 DNC	244.0
30th		POL 41	Mateusz Hoppe	1991	33.0	31.0	(50.0)	47.0	47.0	34.0	26.0	30.0	248.0
31st		POL 17	Piotr Nowacki	1991	40.0	30.0	(51.0)	51.0	34.0	21.0	36.0	38.0	250.0
32nd		KOR 7	Sungtaek Lim	1990	40.0	(51.0)	40.0	39.0	38.0	37.0	24.0	33.0	251.0
33rd		ESP 117	Alejandro Rivera	1989	34.0	47.0	45.0	44.0	(48.0)	34.0	25.0	23.0	252.0
34th		TPE 8	Chang Hao	1990	49.0	44.0	24.0	32.0	29.0	(57.0 DNF)	56.0 OCS	26.0	260.0
35th		THA 91	Pornanai Payungkasem	1991	47.0	(49.0)	41.0	42.0	42.0	29.0	32.0	29.0	262.0
36th		EST 63	Kevin Jakobson	1993	32.0	31.0	45.0	(48.0)	48.0	32.0	37.0	41.0	266.0
37th		AUS 833	Luke Baillie	1991	45.0	49.0	34.0	(57.0 BFD)	47.0	57.0 DNF	11.0	27.0	270.0
38th		SLO 30	Aljaz Maslo	1979	30.0	37.0	47.0	(57.0 DNF)	46.0	57.0 DNF	31.0	32.0	280.0
39th		AUS 7	Jimmy Levy	1988	42.0	(57.0 DNC)	42.0	45.0	45.0	46.0	30.0	36.0	286.0
40th		CRO 9	Mihovil Fantela	1990	35.0	35.0	49.0	(57.0 DNC)	44.0	57.0 DNF	28.0	39.0	287.0
41st		SIN 2	Leonard Ong	1992	36.0	45.0	54.0	50.0	(57.0 DNF)	40.0	29.0	42.0	296.0
42nd		DEN 100	Kim Braad Carlsen	1986	51.0	40.0	53.0	41.0	51.0	(57.0 DNF)	35.0	35.0	306.0
43rd		POL 38	Ludomil Sawicki	1990	50.0	51.0	46.0	47.0	43.0	(57.0 DNF)	39.0	40.0	316.0
44th		AUS 2012	Joel Tyack	1970	50.0	53.0	52.0	46.0	49.0	(57.0 DNF)	40.0	34.0	324.0
45th		AUS 693	Eamon Roberts	1993	43.0	52.0	(57.0 DNC)	57.0 DNC	49.0	41.0	42.0	46.0	330.0
46th		SWE 64	Johan Ekstedt	1969	51.0	50.0	46.0	49.0	(57.0 DNF)	57.0 DNC	38.0	44.0	335.0
47th		NOR 2	Halvard Holden Ferager	1991	47.0	54.0	49.0	48.0	53.0	(57.0 DNF)	56.0 OCS	45.0	352.0
48th		AUS 2422	Patrick Vos	1993	52.0	47.0	(57.0 DNC)	57.0 DNC	52.0	57.0 DNF	43.0	48.0	356.0
49th		NED 12	Paul Meester	1962	53.0	53.0	55.0	(57.0 DNF)	57.0 DNC	57.0 DNF	41.0	43.0	359.0
50th		FIN 420	Robert Haapanen	1991	52.0	36.0	(57.0 DNF)	57.0 DNC	57.0 DNF	57.0 DNF	45.0	56.0 DNF	360.0
51st		LAT 9	Toms Jekabsons	1991	53.0	(57.0 DNF)	57.0 DNF	57.0 DNC	57.0 DNF	57.0 DNF	44.0	47.0	372.0
52nd		IRI 3	Sina Arash	1991	(57.0 DNF)	52.0	57.0 DNF	57.0 DNF	57.0 DNC	57.0 DNF	56.0 DNF	49.0	385.0
53rd		IRI 4	Younes Motasam	1990	(57.0 DNF)	50.0	56.0	57.0 DNF	57.0 DNF	57.0 DNC	56.0 DNC	56.0 DNC	389.0
54th		VEN 1	Daniel Flores	1981	(57.0 DNC)	57.0 DNC	57.0 DNC	57.0 DNC	57.0 DNC	57.0 DNC	56.0 DNC	56.0 DNC	397.0
54th		THA 1	Natthaphong Phonopharat	1999	(57.0 DNC)	57.0 DNC	57.0 DNC	57.0 DNC	57.0 DNC	57.0 DNC	56.0 DNC	56.0 DNC	397.0



Website sponsored and powered by

